



**STRONG PARTNERS.
TOUGH TRUCKS.™**



K1.0 SERIES TECHNICAL GUIDE



WWW.HYSTER.COM

> K1.0L, K1.0L SL

GENERAL	1-1	Manufacturer				HYSTER		HYSTER		HYSTER		HYSTER		
	1-2	Model designation				K1.0L AC 0.7 FC		K1.0L AC 1.4 FC		K1.0L AC 1.2		K1.0L AC 1.2 SL		
	1-3	Drive				Battery				Battery		Battery		
	1-4	Operator type				Order-picker				Order-picker		Order-picker		
WEIGHT	1-5	Rated capacity / rated load		Q ₁	t	1				1		1		
	1-6	Load centre distance		c	mm	600				600		600		
	1-8	Load distance, centre of drive axle to fork (1)		x	mm	144				96		166		
	1-9	Wheelbase		y	mm	1390				1390		1390		
WHEELS	2-1	Service weight (9) (10)			kg	1550		1750		1600		1700		
	2-2	Axle loading with load, front / rear			kg	350	2200	350	2400	350	2250	350	2350	
	2-3	Axle loading without load, front / rear			kg	900	650	950	800	900	700	950	750	
WHEELS	3-1	Tyre type				NDIIThane				NDIIThane		NDIIThane		
	3-2	Tyre size, front		ø	mm x mm	254 x 125				254 x 125		254 x 125		
	3-3	Tyre size, rear		ø	mm x mm	125 x 94				125 x 94		125 x 94		
	3-5	Wheels, number front / rear (x = driven wheels)				1x		2		1x		2		
DIMENSIONS	3-7	Tread, rear		b ₁₁	mm	660				660		660		
	4-2	Height of mast, lowered		h ₁	mm	1074		1794		1654		1654		
	4-4	Lift		h ₃	mm	690		1410		1010		1010		
	4-5	Height of mast, extended (2)		h ₄	mm	-				2664		2664		
	4-7	Over head guard height (cabin) (2)		h ₆	mm	1957 (11)				-		-		
	4-8	Seat height relating to SIP/stand height		h ₇	mm	180				180		180		
	4-11	Additional lift		h ₉	mm	-				-		690		
	4-14	Stand height, elevated		h ₁₂	mm	-				1190		1190		
	4-15	Height, lowered		h ₁₃	mm	80 (3)				80		80 (3)		
	4-19	Overall length (1) (8)		l ₁	mm	2907				2874		2929		
	4-20	Length to face of forks (1) (8)		l ₂	mm	1767				1719		1789		
	4-21	Overall width (4)		b ₁ /b ₂	mm	796				780		780		
	4-22	Fork dimensions DIN ISO 2331 (5)		s/e/l	mm	60	180	1140	60	180	1155	60	180	1140
	4-23	Fork carriage DIN 15173, Class/form A,B		II A		No				No		No		
	4-24	Fork carriage width (6)		b ₃	mm	700				-		700		
	4-25	Distance between fork-arms (7)		b ₅	mm	560				526		560		
	4-31	Ground clearance under mast, with load		m ₁	mm	135				135		135		
	4-32	Ground clearance, centre of wheelbase		m ₂	mm	30				30		30		
	4-33	Load dimension b12 × l6 crossways		b ₁₂ × l ₆	mm	800 x 1200				800 x 1200		800 x 1200		
	4-34-1	Transfer aisle width for pallets 1000mm x 1200mm lengthwise (17)		A _{st}	mm	3256				3248		3277		
	4-34-2	Transfer aisle width for pallets 800mm x 1200mm lengthwise (17)		A _{st}	mm	3224				3217		3245		
	4-35	Turning radius		W _a	mm	1622				1622		1622		
	PERFORMANCE	5-1	Travel speed, laden/unladen			m/h	10.1		10.5		10.1	10.5	10.1	10.5
		5-2	Lift speed, laden/unladen (CAB)			m/h	-				0.17	0.25	0.11	0.21
		5-2	Lift speed, laden/unladen (SL)			m/h	0.09		0.18		-	-	0.09	0.18
5-3		Lowering speed, laden/unladen (CAB)			m/s	-				0.29	0.25	0.26	0.14	
5-3		Lowering speed, laden/unladen (SL)			m/s	0.20		0.07		-	-	0.20	0.07	
5-7		Gradeability, laden/unladen			%	5.0		8.0		5.0	8.0	5.0	8.0	
5-8		Max. gradeability, laden/unladen			%	5.0		8.0		5.0	8.0	5.0	8.0	
5-9		Acceleration time, laden/unladen			s	5.5		7.5		5.5	7.5	5.5	7.5	
5-10		Service brake				Electromagnetic				Electromagnetic		Electromagnetic		
ELECTRIC ENGINE		6-1	Drive motor, S2 60 minute rating			kW	4				4		4	
	6-2	Lifting motor, S3 15% rating			kW	2				3		3		
	6-3	Battery according to DIN 43531/35/36 A,B,C, no				no				no		no		
	6-4	Battery voltage/nominal capacity K5			V/Ah	24		500		24	620 (10)	24	620 (10)	
	6-5	Battery weight (9)			kg	370				485		485		
	6-6	Energy consumption according to VDI cycle			kWh/h	2.28		2.35		2.30		2.38		
	8-1	Type of drive unit				AC-Controller				AC-Controller		AC-Controller		
	10.7	Sound pressure level at the driver's seat			dB (A)	< 70				< 70		< 70		

NOTES:

Specifications are affected by the condition of the vehicle and how it is equipped, as well as the nature and condition of the operating area. Inform your dealer of the nature and condition of the intended operating area when purchasing your Hyster® truck.

- Note for SL model:
With Fem like carriage and forks 80 x 30 mm + 20 mm
With Fem like carriage and forks 100 x 35 mm + 25 mm
- Note for models with over head guard: with lift interrupt mounted on OHG h6+ 80 mm
- Note for SL model:
With Fem like carriage and forks 80 x 30 mm and 100 x 35 mm h13= 40 mm
- Note for SL model: with Fem like carriage b2= 800 mm

- Note for SL model:

Available also Fem like carriage and fork size 80 x 30 mm (600 Kg @ 600 mm, 800 Kg @ 500 mm, 1000 Kg @ 400 mm) and 100 x 35 mm with 1000 Kg @ 600 mm

- Note for SL model: with Fem like carriage b3= 800 mm

- Note for SL model:

With Fem like carriage and forks 80 x 30 mm b5= 753 mm
With Fem like carriage and forks 100 x 35 mm b5= 773 mm

- With wire guidance I1 and I2 + 40mm

- These values may vary of +/- 5%

- Available battery 560Ah. With battery 560Ah service weight -9kg

- Model without cabin; the value is referred to the overall height, without load backrest

- Models name referred to h12

CE Safety: This truck conforms to the current EU requirements.

Specification data is based on VDI 2198.

GENERAL	1-1	Manufacturer			HYSTER	HYSTER	HYSTER	HYSTER
	1-2	Model designation			K1.0L AC 1.7 SL (13)	K1.0L AC 1.7 WP (14)	K1.0L AC 4.8 SL (15)	K1.0L AC 4.8 WP (16)
	1-3	Drive			Battery	Battery	Battery	Battery
	1-4	Operator type			Order-picker	Order-picker	Order-picker	Order-picker
	1-5	Rated capacity / rated load	Q ₁	t	1	1	1	1
	1-6	Load centre distance	c	mm	600	600	600	600
	1-8	Load distance, centre of drive axle to fork (1)	x	mm	166	166	157	166
	1-9	Wheelbase	y	mm	1390	1390	1510	1510
WEIGHT	2-1	Service weight (9) (10)		kg	1800	2000	2736	2875
	2-2	Axle loading with load, front / rear		kg	350 2450	350 2650	1034 2702	1223 2652
	2-3	Axle loading without load, front / rear		kg	950 850	950 1050	1523 1213	1755 1120
WHEELS	3-1	Tyre type			NDIIThane	NDIIThane	NDIIThane	NDIIThane
	3-2	Tyre size, front	ø	mm x mm	254 x 125	254 x 125	254 x 125	254 x 125
	3-3	Tyre size, rear	ø	mm x mm	125 x 94	125 x 94	125 x 94	125 x 94
	3-5	Wheels, number front / rear (x = driven wheels)			1x 2	1x 2	1x 2	1x 2
DIMENSIONS	3-7	Tread, rear	b ₁₁	mm	660	660	830	830
	4-2	Height of mast, lowered	h ₁	mm	2270	2270	3075	3075
	4-4	Lift	h ₃	mm	1530	1530	4628	4628
	4-5	Height of mast, extended (2)	h ₄	mm	3800	3800	6898	6898
	4-7	Over head guard height (cabin) (2)	h ₆	mm	2270	2270	2270	2270
	4-8	Seat height relating to SIP/stand height	h ₇	mm	180	180	180	180
	4-11	Additional lift	h ₈	mm	690	-	690	-
	4-14	Stand height, elevated	h ₁₂	mm	1710 (12)	1710 (12)	4808 (12)	4808 (12)
	4-15	Height, lowered	h ₁₃	mm	80 (3)	80	80 (3)	80
	4-19	Overall length (1) (8)	l ₁	mm	2929	3099	3040	3220
	4-20	Length to face of forks (1) (8)	l ₂	mm	1789	1789	1900	1910
	4-21	Overall width (4)	b ₁ /b ₂	mm	780	780 996	950	950 996
	4-22	Fork dimensions DIN ISO 2331 (5)	s/e/l	mm	60 180 1140	60 180 1140	60 180 1140	60 180 1140
	4-23	Fork carriage DIN 15173, Class/form A,B	II A		No	No	No	No
	4-24	Fork carriage width (6)	b ₃	mm	700	880	700	880
	4-25	Distance between fork-arms (7)	b ₅	mm	560	560	560	560
	4-31	Ground clearance under mast, with load	m ₁	mm	135	135	135	135
	4-32	Ground clearance, centre of wheelbase	m ₂	mm	30	30	30	30
	4-33	Load dimension b12 x l6 crossways	b ₁₂ x l ₆	mm	800 x 1200	800 x 1200	800 x 1200	800 x 1200
	4-34-1	Transfer aisle width for pallets 1000mm x 1200mm lengthwise (17)	A _{st}	mm	3277	-	3397	-
	4-34-2	Transfer aisle width for pallets 800mm x 1200mm lengthwise (17)	A _{st}	mm	3245	3377	3365	3497
	4-35	Turning radius	W _a	mm	1622	1622	1742	1742
PERFORMANCE	5-1	Travel speed, laden/unladen		m/h	10.1 10.5	10.1 10.5	8.6 9.5	8.6 9.5
	5-2	Lift speed, laden/unladen (CAB)		m/h	0.11 0.21	0.15 0.20	0.15 0.20	0.15 0.20
	5-2	Lift speed, laden/unladen (SL)		m/h	0.09 0.18	- -	0.09 0.18	- -
	5-3	Lowering speed, laden/unladen (CAB)		m/s	0.26 0.14	0.20 0.24	0.27 0.23	0.28 0.24
	5-3	Lowering speed, laden/unladen (SL)		m/s	0.20 0.07	- -	0.20 0.07	- -
	5-7	Gradeability, laden/unladen		%	5.0 8.0	5.0 8.0	5.0 8.0	5.0 8.0
	5-8	Max. gradeability, laden/unladen		%	5.0 8.0	5.0 8.0	5.0 8.0	5.0 8.0
	5-9	Acceleration time, laden/unladen		s	5.5 7.5	5.5 7.5	5.5 7.5	5.5 7.5
	5-10	Service brake			Electromagnetic	Electromagnetic	Electromagnetic	Electromagnetic
ELECTRIC ENGINE	6-1	Drive motor, S2 60 minute rating		kW	4	4	4	4
	6-2	Lifting motor, S3 15% rating		kW	3	3	3	3
	6-3	Battery according to DIN 43531/35/36 A,B,C, no			no	no	no	no
	6-4	Battery voltage/nominal capacity K5		V/Ah	24 620 (10)	24 620 (10)	24 620 (10)	24 620 (10)
	6-5	Battery weight (9)		kg	485	485	485	485
	6-6	Energy consumption according to VDI cycle		kWh/h	2.40	2.40	2.86	2.90
	8-1	Type of drive unit			AC-Controller	AC-Controller	AC-Controller	AC-Controller
	10.7	Sound pressure level at the driver's seat		dB (A)	< 70	< 70	< 70	< 70

NOTES:

- (13) Available models K1.0L AC 1.9 SL / MO10E AC 19 SL
 (14) Available models K1.0L AC 1.9 WP / MO10E AC 19 WP
 (15) Available models K1.0L AC 3.2-3.6-4.0-4.4 SL / MO10E AC 32-36-40-44 SL
 (16) Available models K1.0L AC 3.2-3.6-4.0-4.4 WP / MO10E AC 32-36-40-44 WP
 (17) Transfer aisle widths (lines 4.34.1 & 4.34.2) are based on the VDI standard calculation as shown on illustration. The British Industrial Truck Association recommends the addition of 100 mm to the total clearance (dimension a) for extra operating margin at the rear of the truck.

NOTICE:

Care must be exercised when handling elevated loads. Operators must be trained and must read, understand and follow the instructions contained in the Operating Manual. All values are nominal values and they are subject to tolerances. For further information, please contact the manufacturer.
 Hyster products are subject to change without notice. Lift trucks illustrated may feature optional equipment. Values may vary with alternative configurations.

> MAST INFORMATION – K1.0L, K1.0L SL, K1.0L WP

Values shown are for standard equipment. When using non-standard equipment these values may change. Please contact your Hyster dealer for information.

MASTS – 1 STAGE LFL

	Lift height h3 mm	Free Lift h2 mm (1) (2)	Height, mast lowered h1 mm	Height, mast extended h4 mm	Height, overhead guard h12 mm	Weight (3)
1-STAGE LIMITED FREE LIFT	1010	1780	1654	2664	1190	-
	1530	2300	2270	3800	1710	-
	1690	2460	2270	3960	1870	-

MASTS – 2 STAGE LFL SL

	Lift height h3 mm	Free Lift h2 mm	Height, mast lowered h1 mm (1) (2)	Height, mast extended h4 mm	Height, overhead guard h6 mm	Weight (3)
2-STAGE LIMITED FREE LIFT	3028	3798	2275	5298	3208	-
	3428	4198	2475	5698	3608	-
	3828	4598	2675	6098	4008	-
	4228	4998	2875	6498	4408	-
	4628	5398	3075	6898	4808	-

(1) For models WP -690mm

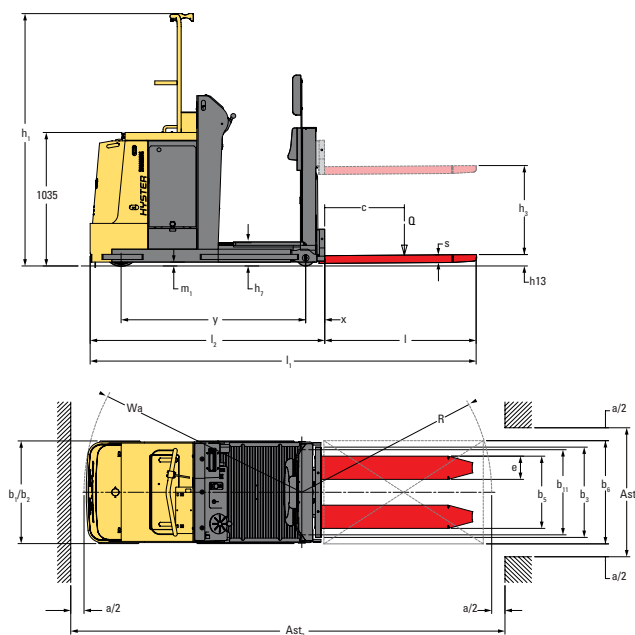
(2) Note for SL model: with Fem like carriage and forks 80 x 30 mm and 100 x 35 mm H -40 mm

(3) All weights are: mast structures (weldment, cylinders, chain, pulley) + oil EXCLUDED: forks, accessories

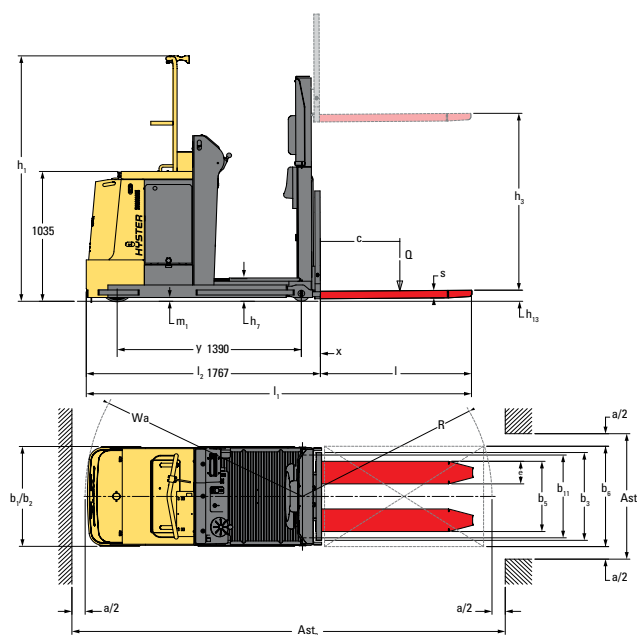
All values are nominal values and they are subject to tolerances. For further information, please contact the manufacturer. Hyster products might be subject to change without notice. Lift trucks illustrated may feature optional equipment. Values may vary with alternative configurations.

> TRUCK DIMENSIONS

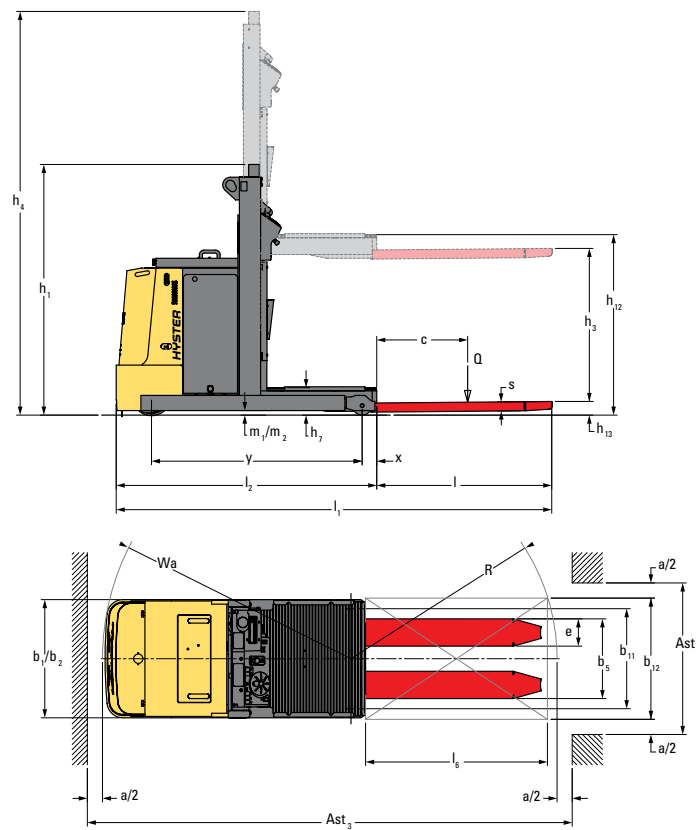
K1.0L AC 0.7 FC



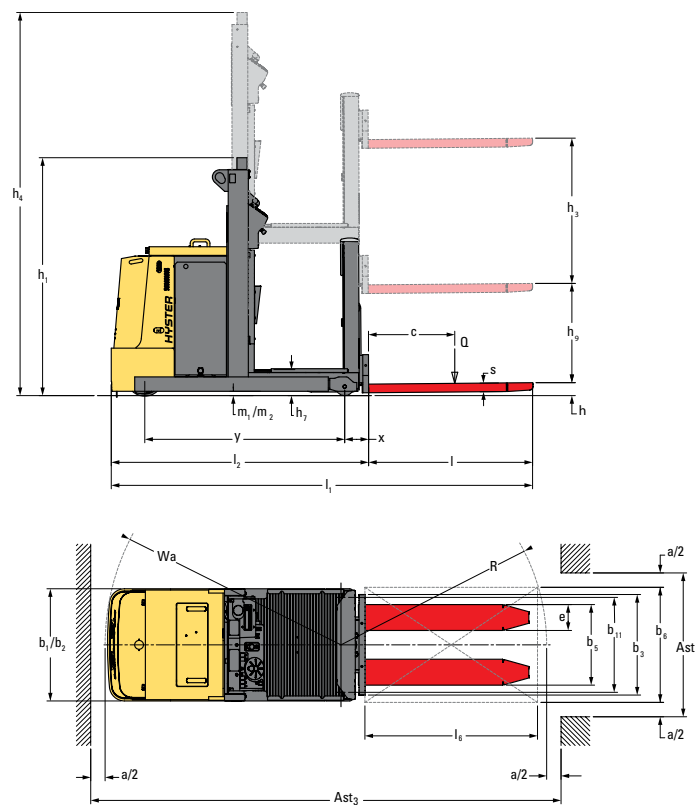
K1.0L AC 1.4 FC



K1.0L AC 1.2

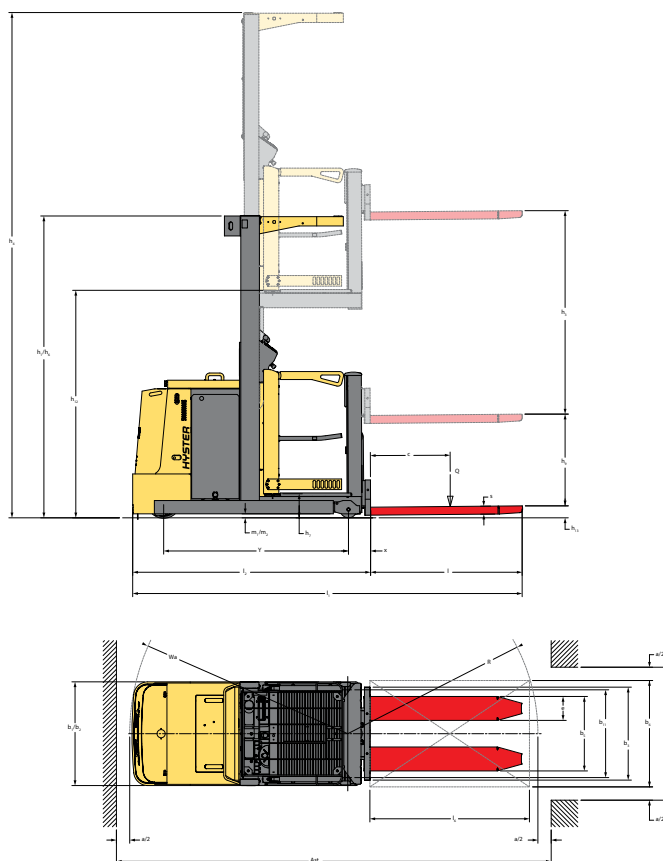


K1.0L AC 1.2 SL

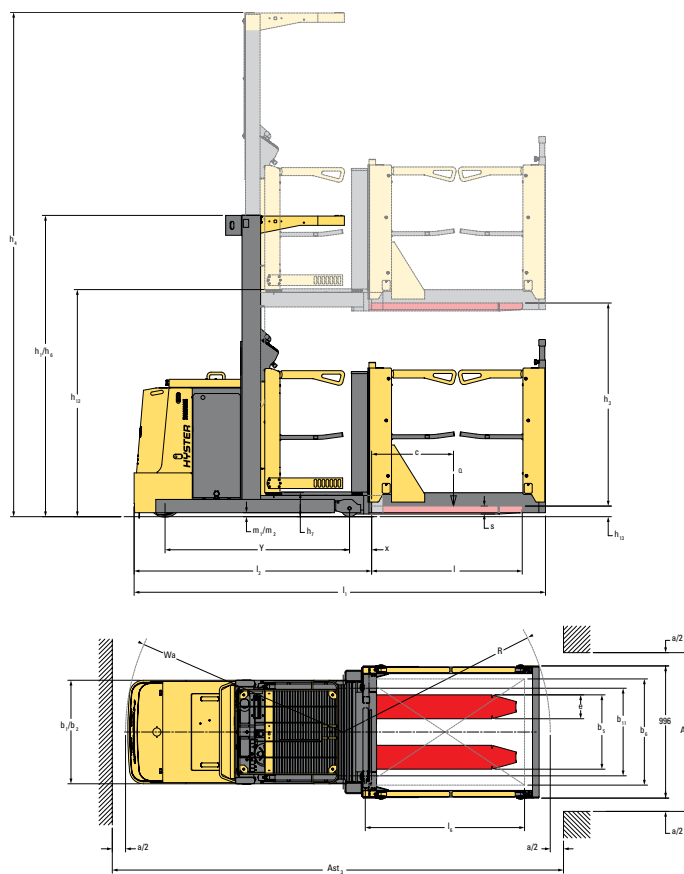


➤ TRUCK DIMENSIONS

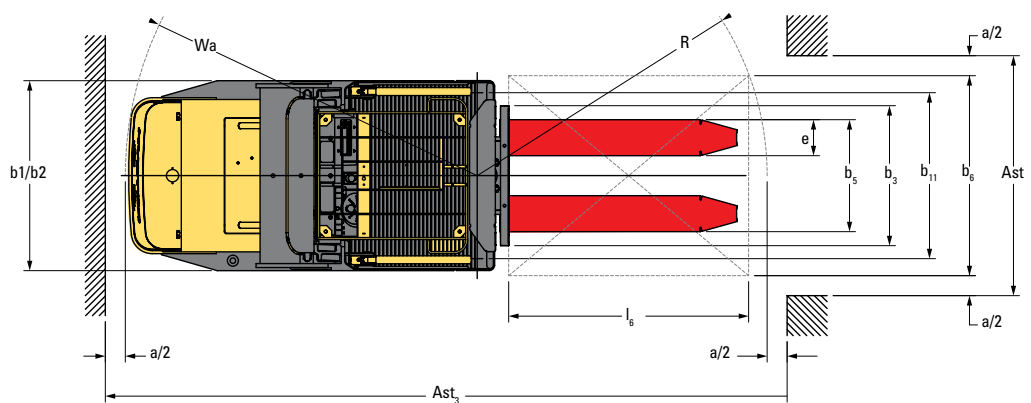
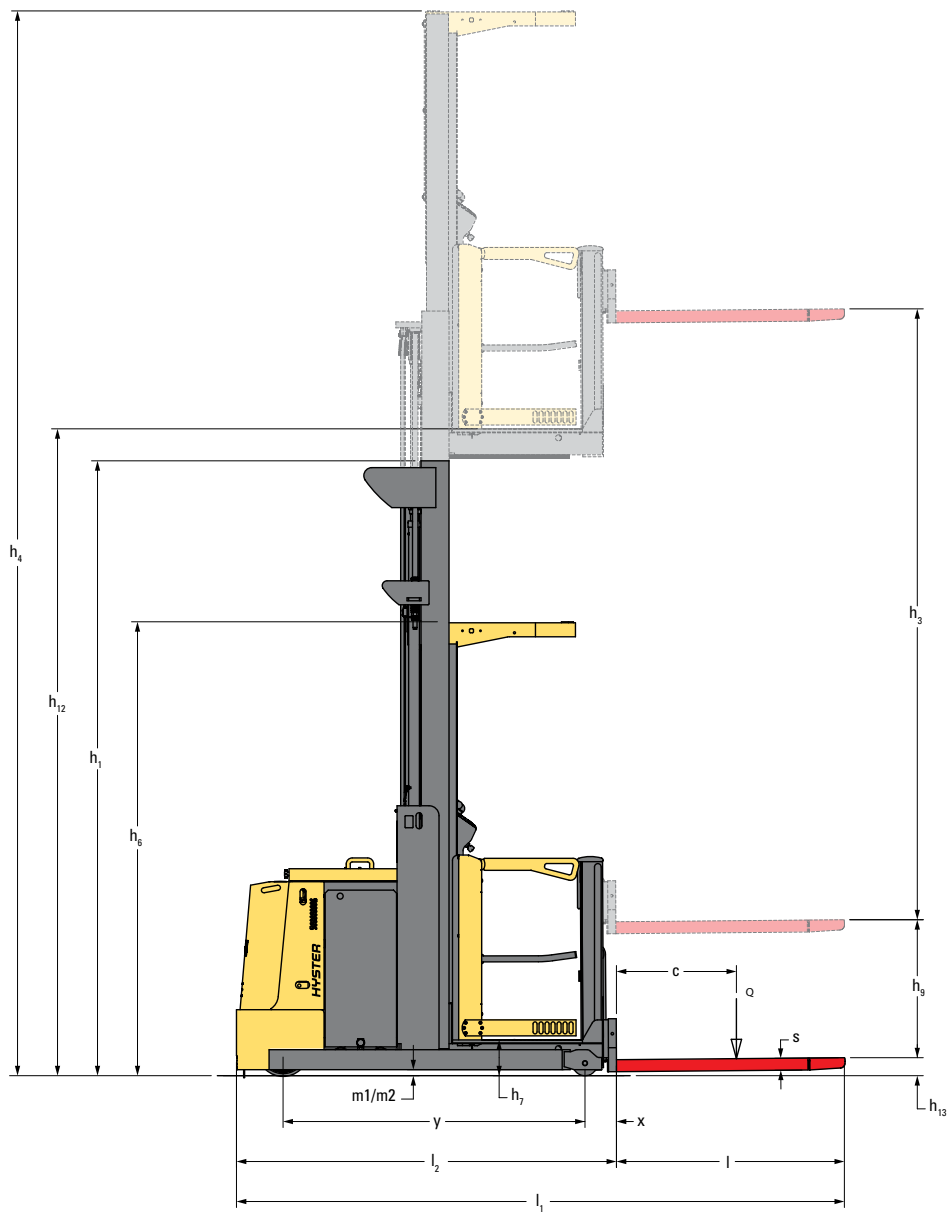
K1.0L AC 1.9 SL



K1.0L AC 1.9 WP

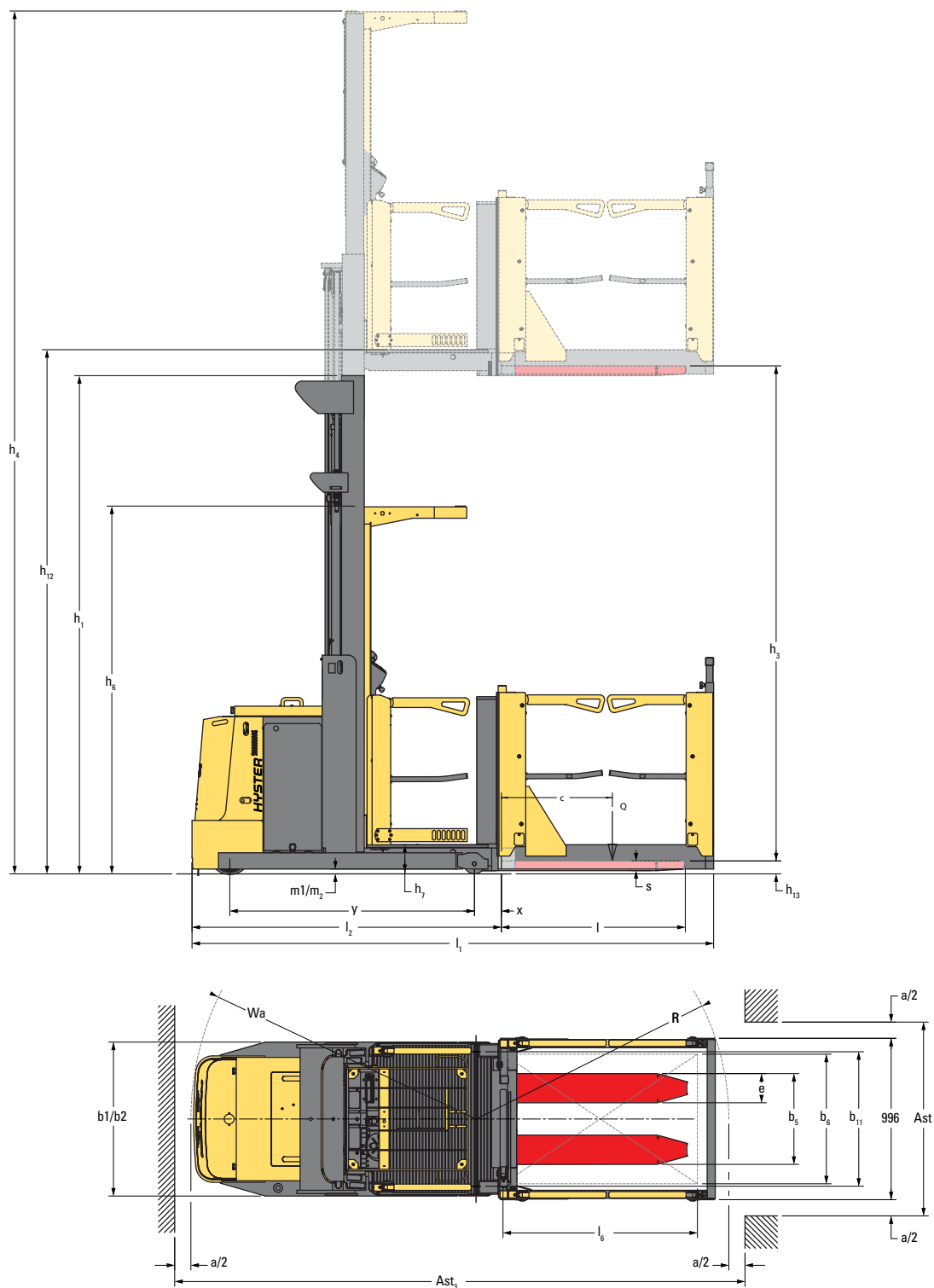


K1.0L AC 4.8 SL



> TRUCK DIMENSIONS

K1.0LAC 4.8 WP



GENERAL	1-1	Manufacturer				HYSTER		HYSTER		HYSTER	
	1-2	Model designation				K1.0M		K1.0H		K1.0H	
	1-3	Drive				Battery		Battery		Battery	
	1-4	Operator type				Order-picker		Order-picker		Order-picker	
	1-5	Rated capacity / rated load	Q ₁	t		1		1		1	
WEIGHT	1-6	Load centre distance	c	mm		600		600		600	
	1-8	Load distance, centre of drive axle to fork (1)	x	mm		190		150 (2)		205 (3)	
	1-9	Wheelbase	y	mm		1534.5		1574.5		1674.5	
	2-1	Service weight (18)		kg		2890		3259		4073	
WHEELS	2-2	Axle loading with load, front / rear		kg		1060	2830	1509	2750	1034	2702
	2-3	Axle loading without load, front / rear		kg		1650	1240	1942	1317	1523	1213
	3-1	Tyre type				NDIIThane		NDIIThane		NDIIThane	
	3-2	Tyre size, front	ø	mm x mm		343 x 140		343 x 140		254 x 125	
DIMENSIONS	3-3	Tyre size, rear	ø	mm x mm		200 x 80		200 x 80		125 x 94	
	3-5	Wheels, number front / rear (x = driven wheels)				1x	2	1x	2	1x	2
	3-7	Tread, rear	b ₁₁	mm		877		977		1057	
	4.2	Height of mast, lowered	h ₁	mm		3070		3320		3720	
	4.4	Lift	h ₃	mm		4670		5170		8895	
	4.5	Height of mast, extended (4) (5)	h ₄	mm		7040		7540		11265	
	4.7	Over head guard height (cabin) (4) (5)	h ₆	mm		2370		2370		2370	
	4.8	Seat height relating to SIP/stand height	h ₇	mm		250		250		250	
	4.11	Additional lift	h ₉	mm		770		770		770	
	4.14	Stand height, elevated	h ₁₂	mm		4920		5420		9145	
	4.15	Height, lowered (6)	h ₁₃	mm		80		80		80	
	4.19	Overall length (1)	l ₁	mm		3087		3087		3242	
	4.20	Length to face of forks (1)	l ₂	mm		1947		1947		2102	
	4.21	Overall width	b ₁ / b ₂	mm		1000	1000	1100	1100	1000	1000
	4.22	Fork dimensions DIN ISO 2331 (7)	s/e/l	mm		60	180	1140	60	180	1140
	4.23	Fork carriage DIN 15173, Class/form A,B	II A			No		No		No	
	4.24	Fork carriage width (8)	b ₃	mm		780 (14)		780 (14)		780 (14)	
	4.25	Distance between fork-arms (9)	b ₅	mm		560 (15)		560 (15)		560 (15)	
	4.27	Width across guide rollers	b ₆	mm		1130 (16)		1230 (17)		1430	
	4.31	Ground clearance under mast, with load	m ₁	mm		80		80		80	
	4.32	Ground clearance, centre of wheelbase (10)	m ₂	mm		60		60		60	
	4.33	Load dimension b12 x l6 crossways	b ₁₂ x l ₆	mm		800 x 1200		800 x 1200		800 x 1200	
	4.34.1	Transfer aisle width for pallets 1000mm x 1200mm lengthwise (19)	A _{st}	mm		4737		4816		5015	
	4.34.2	Transfer aisle width for pallets 800mm x 1200mm lengthwise (19)	A _{st}	mm		4721		4800		4999	
	4.35	Turning radius	W _a	mm		1757		1797		1897	
PERFORMANCE	5.1	Travel speed, laden/unladen		m/h		8.8	9.0	8.8	9.0	8.8	9.0
	5.2	Lift speed, laden/unladen (CAB)		m/h		0.35	0.42	0.31	0.42	0.31	0.42
	5.2	Lift speed, laden/unladen (SL)		m/h		0.22	0.24	0.20	0.24	0.20	0.24
	5.3	Lowering speed, laden/unladen (CAB)		m/s		0.37	0.37	0.38	0.38	0.38	0.38
	5.3	Lowering speed, laden/unladen (SL)		m/s		0.14	0.12	0.14	0.12	0.14	0.12
	5.7	Gradeability, laden/unladen		%		6.3		6.2		5.8	
ELECTRIC ENGINE	5.10	Service brake				Electromagnetic		Electromagnetic		Electromagnetic	
	6.1	Drive motor, S2 60 minute rating		kW		6.4		6.4		6.4	
	6.2	Lifting motor, S3 15% rating		kW		12		12		12	
	6.3	Battery according to DIN 43531/35/36 A,B,C, no				No		DIN 43531 B		DIN 43531 B	
	6.4	Battery voltage/nominal capacity K5		V/Ah		48	310 (11)	48	465 (12)	48	620 (13)
	6.5	Battery weight (18)		kg		541		750		945	
	6.6	Energy consumption according to VDI cycle		kWh/h		3.27		3.27		3.27	
	8-1	Type of drive unit				AC-Controller		AC-Controller		AC-Controller	
	10.7	Sound pressure level at the driver's seat		dB (A)		59		59		59	

NOTES:

Specifications are affected by the condition of the vehicle and how it is equipped, as well as the nature and condition of the operating area. Inform your dealer of the nature and condition of the intended operating area when purchasing your Hyster® truck.

- (1) With Fem like carriage and Forks 100x35 add + 25mm
- (2) With TX mast add 55mm
- (3) With DX mast reduce 55mm
- (4) With Lift interrupt mounted on OHG: h₆ e h₄ are increased by 105mm
- (5) With flashing light fitted on Over Head Guard: h₆ e h₄ are increased by 120 mm
- (6) With Fem like carriage and Forks 80x30 and 100x35 h₁₃ = 40 mm
- (7) Available also Fem like carriage and fork size 100x35 with 1000 Kg @ 600 mm
- (8) With Fem like carriage b₃ = 800mm
- (9) With Fem like carriage and Forks 100x35 b₅ max = 773mm
- (10) Sensor height 30mm from the ground
- (11) Additional batterie available: 48/280 (541kg)

(12) Additional batterie available: 48/420 (746kg)

(13) Additional batterie available: 48/560 (937kg)

(14) Available 700mm and 860mm

(15) Available 520mm, 680mm, 830mm

(16) Available 1075mm and 1330mm

(17) Available 1175mm and 1430mm

(18) These values may vary of +/- 5%

(19) Transfer aisle widths (lines 4.34.1 & 4.34.2) are based on the VDI standard calculation as shown on illustration. The British Industrial Truck Association recommends the addition of 100 mm to the total clearance (dimension a) for extra operating margin at the rear of the truck.

NOTICE:

Care must be exercised when handling elevated loads. Operators must be trained and must read, understand and follow the instructions contained in the Operating Manual. All values are nominal values and they are subject to tolerances. For further information, please contact the manufacturer. Hyster products are subject to change without notice. Lift trucks illustrated may feature optional equipment. Values may vary with alternative configurations.

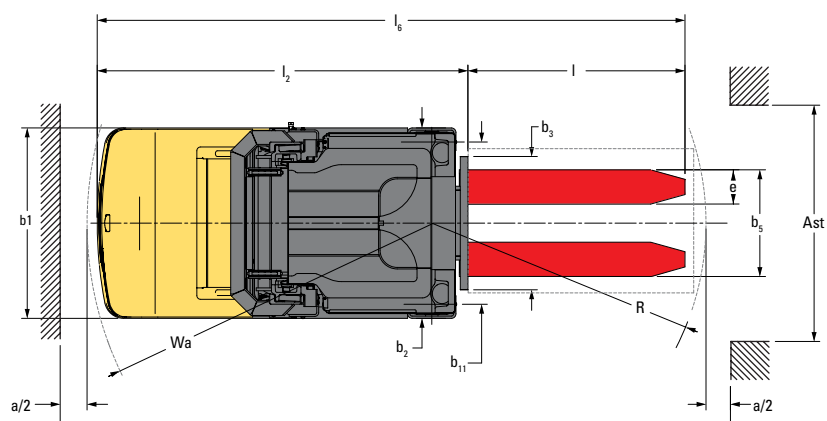
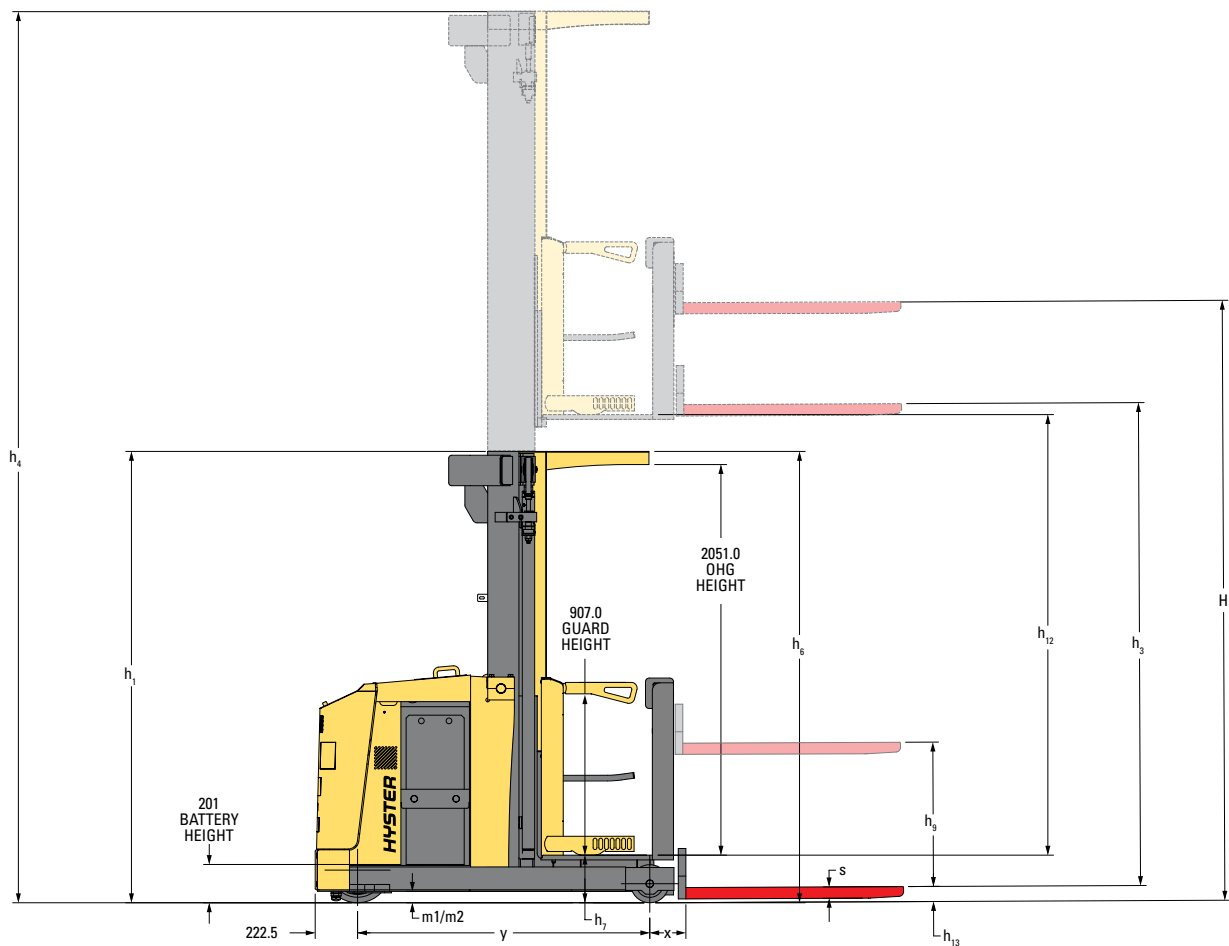
Specification data is based on VDI 2198.



Safety: This truck conforms to the current EU requirements.

> TRUCK DIMENSIONS

K1.0M-K1.0H



MAST INFORMATION – K1.0M, K1.0H



Values shown are for standard equipment. When using non-standard equipment these values may change. Please contact your Hyster dealer for information.

MASTS – 2 STAGE SL

	Lift height h3 mm	Free Lift h2 mm (1) (2)	Height, mast lowered h1 mm	Height, mast extended h4 mm	Height, overhead guard h12 mm
2-STAGE	3270	4120	2370	5640	3520
	3370	4220	2420	5740	3620
	3470	4320	2470	5840	3720
	3570	4420	2520	5940	3820
	3670	4520	2570	6040	3920
	3770	4620	2620	6140	4020
	3870	4720	2670	6240	4120
	3970	4820	2720	6340	4220
	4070	4920	2770	6440	4320
	4170	5020	2820	6540	4420
	4270	5120	2870	6640	4520
	4370	5220	2920	6740	4620
	4470	5320	2970	6840	4720
	4570	5420	3020	6940	4820
	4670	5520	3070	7040	4920
	4770	5620	3120	7140	5020
	4870	5720	3170	7240	5120
	4970	5820	3220	7340	5220
	5070	5920	3270	7440	5320
	5170	6020	3320	7540	5420
	5270	6120	3370	7640	5520
	5370	6220	3420	7740	5620
	5470	6320	3470	7840	5720
	5570	6420	3520	7940	5820
	5670	6520	3570	8040	5920
	5770	6620	3620	8140	6020
	5870	6720	3670	8240	6120
	5970	6820	3720	8340	6220
	6070	6920	3770	8440	6320
	6170	7020	3820	8540	6420
	6270	7120	3870	8640	6520
	6370	7220	3920	8740	6620
	6470	7320	3970	8840	6720
	6570	7420	4020	8940	6820
	6670	7520	4070	9040	6920

(1) For models WP -770 mm

(2) Note for SL model: with Fem like carriage and Forks 80x30 and 100x35 H -40 mm

MASTS – 3 STAGE SL

	Lift height h3 mm	Free Lift h2 mm (1) (2)	Height, mast lowered h1 mm	Height, mast extended h4 mm	Height, overhead guard h12 mm
3-STAGE	4845	5695 (1)	2370	7215	5095
	4995	5845	2420	7365	5245
	5145	5995 (1)	2470	7515	5395
	5295	6145	2520	7665	5545
	5445	6295	2570	7815	5695
	5595	6445	2620	7965	5845
	5745	6595 (1)	2670	8115	5995
	5895	6745	2720	8265	6145
	6045	6895	2770	8415	6295
	6195	7045	2820	8565	6445
	6345	7195 (1)	2870	8715	6595
	6495	7345	2920	8865	6745
	6645	7495	2970	9015	6895
	6795	7645	3020	9165	7045
	6945	7795 (1)	3070	9315	7195
	7095	7945	3120	9465	7345
	7245	8095	3170	9615	7495
	7395	8245	3220	9765	7645
	7545	8395 (1)	3270	9915	7795
	7695	8545	3320	10065	7945
	7845	8695	3370	10215	8095
	7995	8845	3420	10365	8245
	8145	8995 (1)	3470	10515	8395
	8295	9145	3520	10665	8545
	8445	9295	3570	10815	8695
	8595	9445	3620	10965	8845
	8745	9595 (1)	3670	11115	8995
	8895	9745	3720	11265	9145

(1) For models WP -770mm

(2) Note for SL model: with Fem like carriage and Forks 80x30 and 100x35 H -40 mm

All values are nominal values and they are subject to tolerances. For further information, please contact the manufacturer.

Hyster products might be subject to change without notice. Lift trucks illustrated may feature optional equipment. Values may vary with alternative configurations.

> K1.0H WP

GENERAL	1-1	Manufacturer			HYSTER			HYSTER		
	1-2	Model designation			K1.0H WP			K1.0H WP		
	1-3	Drive			Battery			Battery		
	1-4	Operator type			Order-picker			Order-picker		
	1-5	Rated capacity / rated load	Q ₁	t	1			1		
	1-6	Load centre distance	c	mm	600			600		
	1-8	Load distance, centre of drive axle to fork	x	mm	162.5			162.5		
	1-9	Wheelbase	y	mm	1574.5			1674.5		
WEIGHT	2-1	Service weight (5)		kg	3343			4161		
	2-2	Axle loading with load, front / rear		kg	1539		2804	1573		3588
	2-3	Axle loading without load, front / rear		kg	1992		1351	2154		2007
WHEELS	3-1	Tyre type			NDIIThane			NDIIThane		
	3-2	Tyre size, front	ø	mm x mm	343 x 140			343 x 140		
	3-3	Tyre size, rear	ø	mm x mm	200 x 80			200 x 100		
	3-5	Wheels, number front / rear (x = driven wheels)			1x		2	1x		2
	3-7	Tread, rear	b ₁₁	mm	977			1057		
DIMENSIONS	4.2	Height of mast, lowered	h ₁	mm	3320			3470		
	4.4	Lift	h ₃	mm	5170			8145		
	4.5	Height of mast, extended (1) (2)	h ₄	mm	7540			10515		
	4.7	Over head guard height (cabin) (1) (2)	h ₆	mm	2370			2370		
	4.8	Seat height relating to SIP/stand height	h ₇	mm	250			250		
	4.14	Stand height, elevated	h ₁₂	mm	5420			8395		
	4.15	Height, lowered	h ₁₃	mm	80			80		
	4.19	Overall length	l ₁	mm	3260			3360		
	4.20	Length to face of forks	l ₂	mm	1960			2060		
	4.21	Overall width	b ₁ / b ₂	mm	1100		1100	1100		1200
	4.22	Fork dimensions DIN ISO 2331	s/e/l	mm	60	180	1150	60	180	1150
	4.23	Fork carriage DIN 15173, Class/form A,B	II A		No			No		
	4.24	Fork carriage width	b ₃	mm	1080			1280		
	4.25	Distance between fork-arms	b ₅	mm	560			560		
	4.27	Width across guide rollers	b ₆	mm	1230 (6)			1430		
	4.31	Ground clearance under mast, with load	m ₁	mm	80			80		
	4.32	Ground clearance, centre of wheelbase	m ₂	mm	60			60		
	4.33	Load dimension b12 x l6 crossways	b ₁₂ x l ₆	mm	1000 x 1200			1200 x 1200		
	4.34	Transfer aisle width for pallets 1000mm x 1200mm crossways (7)	A _{st}	mm	3575			3715		
	4.35	Turning radius	W _a	mm	1798			1898		
PERFORMANCE	5.1	Travel speed, laden/unladen		m/h	8.8		9.0	8.8		9.0
	5.2	Lift speed, laden/unladen (SL)		m/h	0.37		0.43	0.37		0.43
	5.3	Lowering speed, laden/unladen (SL)		m/s	0.38		0.38	0.38		0.38
	5.7	Gradeability, laden/unladen		%	-			-		
	5.10	Service brake			Electromagnetic			Electromagnetic		
ELECTRIC ENGINE	6.1	Drive motor, S2 60 minute rating		kW	6.4			6.4		
	6.2	Lifting motor, S3 15% rating		kW	12			12		
	6.3	Battery according to DIN 43531/35/36 A,B,C, no			DIN 43531 B			DIN 43531 B		
	6.4	Battery voltage/nominal capacity K5		V/Ah	48		465 (3)	48		620 (4)
	6.5	Battery weight (9)		kg	750			945		
	6.6	Energy consumption according to VDI cycle		kWh/h	3.27			3.27		
	8-1	Type of drive unit			AC-Controller			AC-Controller		
	10.7	Sound pressure level at the driver's seat		dB (A)	< 70			< 70		

NOTES:

Specifications are affected by the condition of the vehicle and how it is equipped, as well as the nature and condition of the operating area. Inform your dealer of the nature and condition of the intended operating area when purchasing your Hyster® truck.

- (1) With Lift interrupt mounted on OHG: h6 e h4 are increased by 105mm
- (2) With flashing light fitted on Over Head Guard: h6 e h4 are increased by 120 mm
- (3) Additional batterie available: 48/420 (746kg)
- (4) Additional batterie available: 48/560 (937kg)
- (5) These values may vary of +/- 5%
- (6) Available 1175mm and 1430mm
- (7) Transfer aisle widths (lines 4.34.1 & 4.34.2) are based on the VDI standard calculation as shown on illustration. The British Industrial Truck Association recommends the addition of 100 mm to the total clearance (dimension a) for extra operating margin at the rear of the truck.

NOTICE:

Care must be exercised when handling elevated loads. Operators must be trained and must read, understand and follow the instructions contained in the Operating Manual. All values are nominal values and they are subject to tolerances. For further information, please contact the manufacturer. Hyster products are subject to change without notice. Lift trucks illustrated may feature optional equipment. Values may vary with alternative configurations.

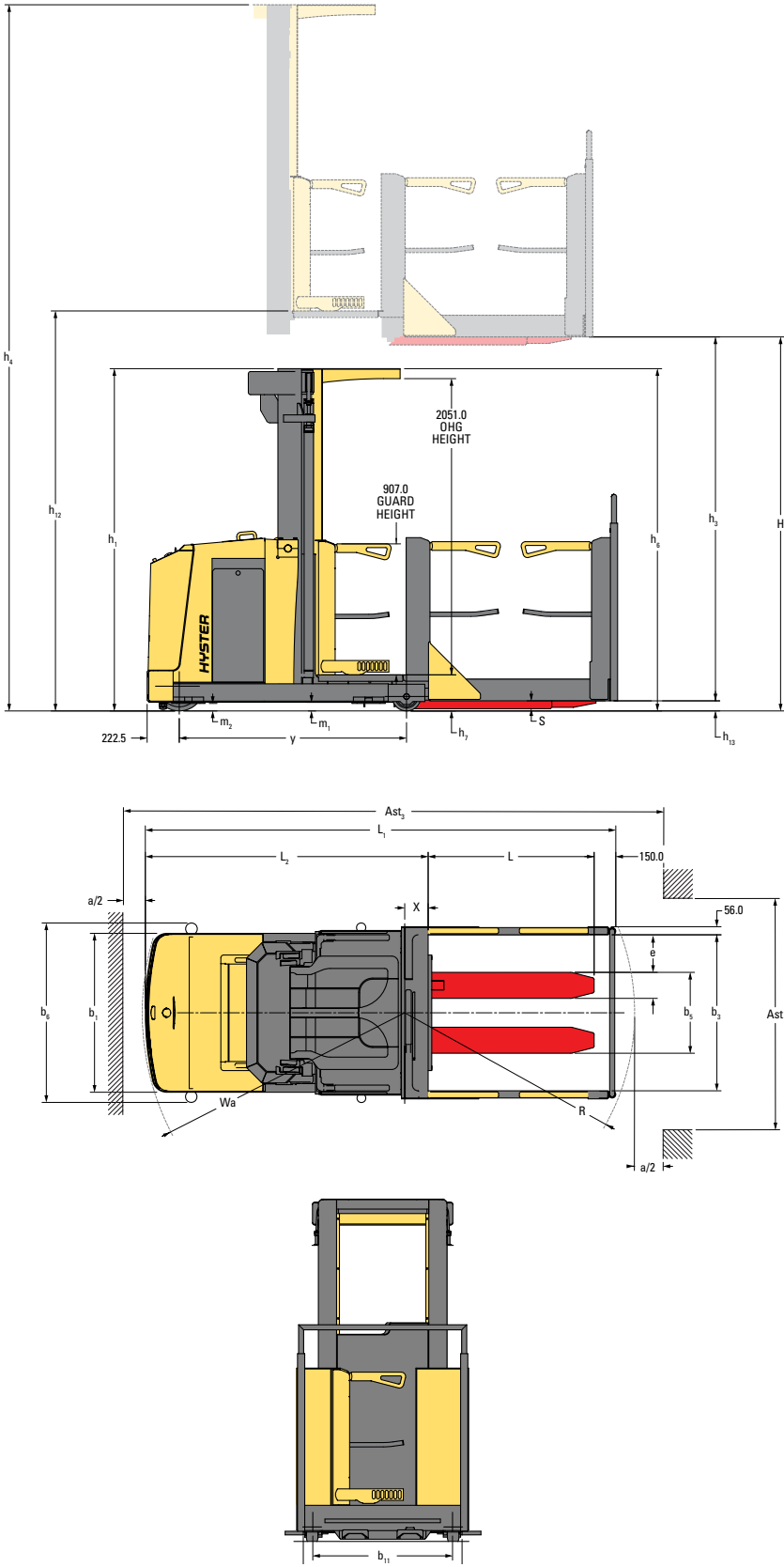


Safety: This truck conforms to the current EU requirements.

Specification data is based on VDI 2198.



K10H WP



> STANDARD EQUIPMENT AND OPTIONS

OPERATOR COMPARTMENT	K1.0L AC 0.7/1.4 FC	K1.0L AC 1.2 SL/WP	K1.0L AC 1.9-4.8 SL/WP	K1.0M SL/WP	K1.0H SL/WP
Drive side facing controls	x	x	x	x	x
Dual drive and load side facing controls	-	-	-	o	o
Electric power steering	x	x	x	x	x
Floor integrated operator presence sensing	x	x	x	x	x
Height indicator	x	x	x	x	x
Storage compartments	x	x	x	x	x
Open operator's compartment - raised floor height (h12) < 1200mm	-	x	-	-	-
Enclosed operator's compartment - front and sides	-	-	x	x	x
Fold-up bottom toe plate on side gates (enclosed compartment only)	-	-	x	x	x
LIFT AND TRACTION CONTROL					
Proportional lift/lower control	-	-	x	x	x
Soft stop on lowering	-	-	-	x	x
Emergency lowering from the ground	-	-	x	x	x
Driver select performance settings on traction and lift	x	x	x	x	x
Walk along slow speed advance control from side of truck	x	x	x	x	x
Off board lift / lower control of forks	x	x	x	x	x
LOAD HANDLING					
Walk-on forks - open	-	x (WP)	-	-	-
Walk-on forks - pallet cage with fold-up side-gates / pallet sensing	-	-	x (WP)	-	o
Welded fixed forks - walk-on pallet option	-	x (WP)	x (WP)	-	o
Supplementary lift - fixed fork width	o (0.7 FC)	o (SL)	o (SL)	o	o
Supplementary lift - adjustable fork width	o (0.7 FC)	o (SL)	o (SL)	o	o
Masted lift - fixed fork width	o (1.4 FC)	-	-	-	-
Masted lift - adjustable width forks	o (1.4 FC)	-	-	-	-
Load backrest	o	-	-	-	-
TRAVEL					
Free ranging	x	x	x	x	x
Speed reduction on cornering	x	x	x	x	x
Height / load sensing speed control	-	-	-	x	x
Guide trollers for rail guidance (rail not included)	-	-	o (1)	o	o
Wire guidance (5.2 / 6.25 / 7.0 / 10 kHz)	-	-	o (1)	o	o
End of aisle control options (slow down / stop) via floor magnets	-	-	o (1)	o	o
OPTIONS					
Flashing beacon	o	o	o (2)	x	x
Dome light	-	-	o	o	o (3)
Fan	-	-	o	-	-
Dome light and fan	-	-	-	o	o
Work lights - facing racks	-	-	o	o	o
Work light - over load	-	-	o	o	o
Lexan overhead guard	-	-	o	o	o
Wire mesh overhead guard	-	-	o	o	o
Lift interrupt with override	-	o	o	o	o
Lift interrupt on overhead guard	-	-	o	o	o
Autostop on lowering (only for SL application)	-	-	-	o	o
Reverse alarm	o	o	o	o	o
Cold store protection	o	o	o	o	o
Clipboard	o	-	o	o	o
RFDT hang -on support	o	-	o	o	o
DC/DC converter 12V	o	o	o	o	o
DC/DC converter 24V	-	-	-	o	o
Antistatic drive tyre	-	-	-	o	o
CONFIGURATION					
Cabin width (mm)	796	780	940	950	1050 - 1150 - 1240 (4)
Chassis width b2 (mm)	796	780	950	1000	1100-1200 (5)
Fixed cab / supplementary lift - 690 mm	K1.0L AC 0.7 FC	o	o	-	-
Fixed cab / masted fork lift - 1410 mm	K1.0L AC 1.4 FC	-	-	-	-
Rising cab 1 stage mast - raised platform height (h12) = 1190 mm	-	x	-	-	-
Rising cab 1 stage mast - raised platform height (h12) = 1690 - 1850 mm	-	-	o	-	-
Rising cab 2 stage mast - raised platform height (h12) = 3207 - 4807 mm	-	-	o	-	-
Rising cab 2 stage mast - raised platform height (h12) = 3520 - 4520 mm	-	-	-	o	-
Rising cab 2 stage mast - raised platform height (h12) = 3520 - 6920 mm	-	-	-	-	o
Rising cab 3 stage mast - raised platform height (h12) = 5095 - 9145 mm	-	-	-	o	-
POWER					
AC traction	x	x	x	x	x
AC steering	x	x	x	x	x
AC pump motor	-	-	-	x	x
Voltage	24	24	24	48	48
Battery size (Ah)	500	560-620	560-620	280-310	420-620
Regen on lowering	-	-	-	x	x
Battery rollers	x	x	x	x	x
Side battery change table - single bed	o	o	o	o	o
Side battery change table - twin bed	o	o	o (6)	-	-

NOTE:

- | | |
|---|---|
| (1) With 2 stage mast only (Raised platform height (h12) =3200-4800 mm) | (4) With walk-on pallet cage - 1140 / 1340 mm |
| (2) Required option (Raised platform height (h12) > 1200 mm) | (5) From raised platform height (h12) = 8450 mm, 1200 mm chassis required |
| (3) With 2 stage mast only | (6) Not with rail guidance |

DEPENDABILITY

- Strong, welded compact chassis structure enhances maneuverability and allows reliable load handling even in high racking.
- Robust mast construction, with high torsional strength promotes increased stability, leading to greater operator confidence and safer load handling.
- A slack chain detection device, mounted on the mast, prevents further lowering if an obstacle is encountered. This promotes safe operation and minimizes truck damage.
- Polyurethane tyres minimize pressure applied on the floor surface and promote more stable load handling.

LOW COST OF OWNERSHIP

- Extensive range of range of lifting heights optimizes warehouse space.
- AC drive motor on K1.0L, K1.0H and K1.0M provides superior performance and productivity.
- Progressive speed control helps optimize efficient energy consumption.
- Parts commonality with other Hyster warehouse models reduces the level of parts required to be held in stock. Familiarity with key components reduces service costs.
- Service intervals of 12 months or 1 000 hours.

PRODUCTIVITY

- A choice of three performance settings allows the truck to be configured to suit the requirements of the driver and the application.
- Automatic braking on cornering improves controllability.
- Variable lift speeds allow the truck's hydraulic performance to be matched to the dimensions and weight of the load.
- The MOSFET high frequency controller provides good traction and hydraulic control for smooth acceleration and lift performance with optimum energy efficiency.
- Compact chassis design enhances manoeuvrability.

ERGONOMICS

- Spacious compartment allows the operator more freedom of movement, leading to more comfortable operation.
- A low step height allows easy on/off access, reducing operator fatigue during stop and go operations.
- Full platform sensing for operator presence.
- Electronic fly-by-wire, effortless power steering.
- The forks can be raised or lowered independently from the cab, according to the required operator working heights, thus minimizing the need for the operator to stretch (not applicable to WP models).
- Rising cab with proportional lowering (not applicable to FC models).
- Supplementary lift and walk-on pallet cage also available.
- Front, side and overhead guards are available for operator protection (depending on model).
- Easy access to pick faces.

SERVICEABILITY

- Fixed vertically mounted motor provides easy maintenance access.
- AC drive motor is virtually maintenance free.
- CANbus wiring system enhances communication between truck systems and simplifies maintenance.
- Dashboard display provides full information on the truck performance and operating status.
- Universal support bracket

STRONG PARTNERS. TOUGH TRUCKS.™

FOR DEMANDING OPERATIONS, EVERYWHERE.

Hyster supplies a complete range of warehouse equipment, IC and electric counterbalanced trucks, container handlers and reach stackers. Hyster is committed to being much more than a lift truck supplier.

Our aim is to offer a complete partnership capable of responding to the full spectrum of material handling issues: Whether you need professional consultancy on your fleet management, fully qualified service support, or reliable parts supply, you can depend on Hyster.

Our network of highly trained dealers provides expert, responsive local support. They can offer cost-effective finance packages and introduce effectively managed maintenance programmes to ensure that you get the best possible value. Our business is dealing with your material handling needs so you can focus on the success of your business today and in the future.



HYSTER EUROPE

Centennial House, Frimley Business Park, Frimley, Surrey, GU16 7SG, England.

Tel: +44 (0) 1276 538500



www.hyster.eu



infoeurope@hyster.com



[/HysterEurope](https://www.facebook.com/HysterEurope)




[@HysterEurope](https://twitter.com/HysterEurope)



[/HysterEurope](https://www.youtube.com/HysterEurope)



HYSTER-YALE UK LIMITED trading as Hyster Europe. Registered Address: Centennial House, Building 4.5, Frimley Business Park, Frimley, Surrey GU16 7SG, United Kingdom. Registered in England and Wales. Company Registration Number: 02636775.

©2019 HYSTER-YALE UK LIMITED, all rights reserved. HYSTER, , and STRONG PARTNERS. TOUGH TRUCKS. are trademarks of HYSTER-YALE Group, Inc. NDIIThane, RedThane and Dynaroll are a trademarks of Wicke GmbH + Co. KG. Lexan is a trademark of Sabic Global Technologies B.V.

Hyster products are subject to change without notice. Forklift trucks illustrated may feature optional equipment.